


Polymer PTC Resettable Fuse: KMC-C Series SMD Type for Automotive Application



■ Feature

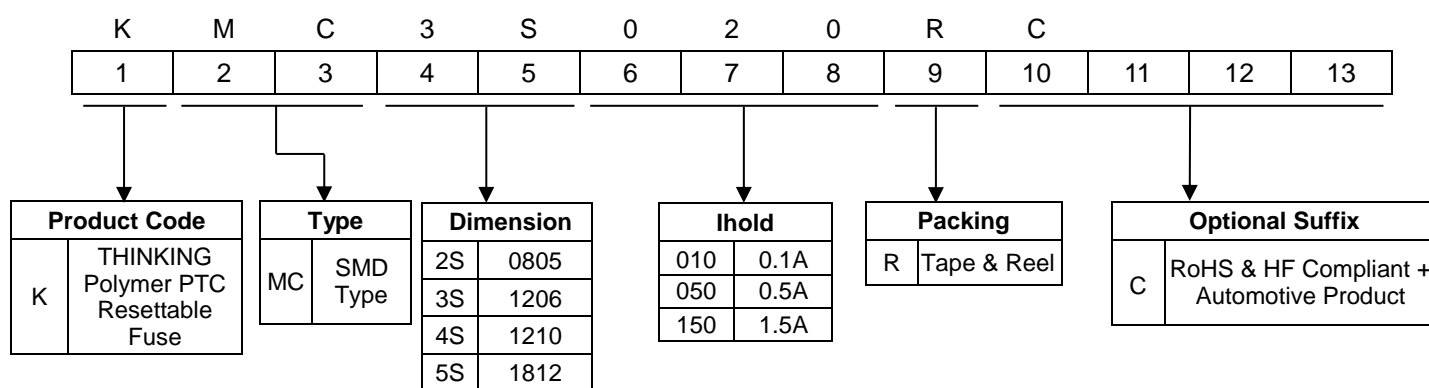
1. RoHS & Halogen-Free (HF) compliant
2. EIA size: 0805, 1206, 1210, 1812
3. Hold current ratings from 0.05A to 3A
4. Vmax.: 6V ~60V
5. Small footprint
6. Fast time to trip
7. Operating & storage temperature range: -40~+85°C
8. Agency approval: UL/cUL/TUV
9. AEC-Q200 compliant



■ Recommended Applications

1. Motor control unit of power window
2. Controller of automotive seat motor
3. Sunroof control unit
4. Wiper controller
5. Automotive dashboard
6. Car cigarette lighter

■ Part Number Code

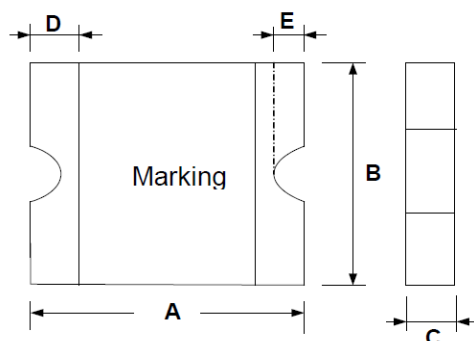


Polymer PTC Resettable Fuse: KMC-C Series

SMD Type for Automotive Application



■ Structure & Dimensions



(Unit: mm)

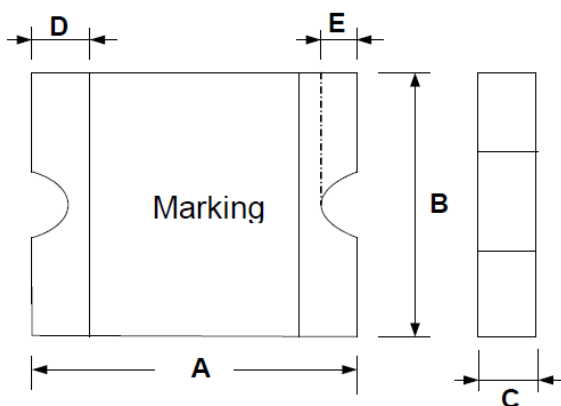
Part No.	A		B		C		D		E	
	(Min.)	(Max.)	(Min.)	(Max.)	(Min.)	(Max.)	(Min.)	(Max.)	(Min.)	(Max.)
KMC2S010	2	2.2	1.2	1.5	0.55	0.85	0.15	0.55	0.05	0.45
KMC2S010-24					0.55	0.85				
KMC2S020					0.55	0.85				
KMC2S035					0.40	0.85				
KMC2S050					0.40	0.85				
KMC2S075					0.40	0.85				
KMC2S110					0.50	1.00				
KMC3S005	3	3.5	1.5	1.8	0.70	1.15	0.125	0.75	0.08	0.45
KMC3S010					0.70	1.15				
KMC3S012					0.48	0.90				
KMC3S016					0.48	0.90				
KMC3S020					0.48	0.90				
KMC3S025					0.48	0.90				
KMC3S035					0.48	0.90				
KMC3S050					0.48	0.90				
KMC3S050-15					0.70	1.15				
KMC3S075					0.48	0.90				
KMC3S100					0.40	0.88				
KMC3S110					0.40	0.88				
KMC3S110-16					0.80	1.40				
KMC3S150					0.55	1.40				
KMC3S200	0.80	1.40								
KMC4S005	3	3.43	2.35	2.8	0.70	1.15	0.125	0.75	0.08	0.5
KMC4S010					0.70	1.15				
KMC4S020					0.48	0.90				
KMC4S035					0.48	0.90				
KMC4S050					0.48	0.90				
KMC4S075					0.40	0.88				
KMC4S110					0.40	0.88				
KMC4S150					0.50	1.20				
KMC4S175					0.50	1.20				

Polymer PTC Resettable Fuse: KMC-C Series

SMD Type for Automotive Application



■ Structure & Dimensions



(Unit: mm)

Part No.	A		B		C		D		E	
	(Min.)	(Max.)	(Min.)	(Max.)	(Min.)	(Max.)	(Min.)	(Max.)	(Min.)	(Max.)
KMC5S010	4.37	4.73	3.07	3.41	0.70	1.15	0.2	1.2	0.15	0.65
KMC5S014					0.70	1.15				
KMC5S020					0.70	1.15				
KMC5S035					0.48	0.9				
KMC5S050					0.48	0.9				
KMC5S075					0.60	0.9				
KMC5S075-24					0.60	1.2				
KMC5S075-33					0.6	1.2				
KMC5S110					0.28	0.68				
KMC5S110-16					0.80	1.25				
KMC5S110-24					0.60	1.25				
KMC5S110-33					0.8	1.6				
KMC5S125					0.48	0.9				
KMC5S125-16					0.8	1.25				
KMC5S150					0.48	0.9				
KMC5S150-12					0.7	1.15				
KMC5S150-24					0.8	1.4				
KMC5S160					0.48	0.9				
KMC5S200					0.7	1.15				
KMC5S200-16					0.8	1.6				
KMC5S260	0.7	1.15								
KMC5S260-16	1.2	2.0								
KMC5S300	0.8	1.4								

Polymer PTC Resettable Fuse: KMC-C Series

SMD Type for Automotive Application



■ Electrical Characteristics at 23°C

Part No.	Marking	Vmax. (V _{dc})	Imax. (A)	Ihold (A)	Itrip (A)	Pd (Max.) (W)	Maximum Time to Trip		Resistance		Safety Approvals	
							Current (A)	Time (Sec.)	Initial Ri Min. (Ω)	Post Trip R1 Max. (Ω)	UL/cUL	TUV
KMC2S010	D	15	100	0.1	0.3	0.5	0.5	1.5	1	6		√
KMC2S010-24	-D	24	100	0.1	0.3	0.6	0.5	1.5	1	6		√
KMC2S020	L	9	100	0.2	0.5	0.5	8	0.02	0.65	3.5		√
KMC2S035	T	6	100	0.35	0.75	0.5	8	0.1	0.25	1.2		√
KMC2S050	O	6	100	0.5	1	0.5	8	0.1	0.15	0.85		√
KMC2S075	X	6	100	0.75	1.5	0.5	8	0.2	0.09	0.35		√
KMC2S110	V	6	40	1.1	2	0.6	8	0.3	0.06	0.21		√
KMC3S005	CH	60	100	0.05	0.15	0.4	0.25	1.50	3.60	50.0	√	√
KMC3S010	CY	60	100	0.10	0.25	0.4	0.50	1.00	1.60	15.0	√	√
KMC3S012	CJ	30	100	0.125	0.29	0.5	1	0.2	1.4	6	√	
KMC3S016	CK	30	100	0.16	0.37	0.5	1.00	0.30	1.10	4.50	√	√
KMC3S020	CL	24	100	0.20	0.42	0.6	8.00	0.10	0.65	2.60	√	
KMC3S025	CN	16	100	0.25	0.50	0.6	8.00	0.08	0.55	2.30	√	√
KMC3S035	CP	16	100	0.35	0.75	0.6	8.00	0.10	0.30	1.20	√	√
KMC3S050	CQ	8	100	0.5	1	0.6	8	0.1	0.15	0.7	√	√
KMC3S050-15	CQ1	15	100	0.5	1	0.9	8	0.1	0.15	0.7	√	
KMC3S075	CR	8	100	0.75	1.5	0.6	8	0.1	0.1	0.29	√	
KMC3S100	CS	6	100	1	1.8	0.8	8	0.3	0.065	0.21	√	
KMC3S110	CU	8	100	1.1	2.2	0.8	8	0.1	0.07	0.2	√	√
KMC3S110-16	CU1	16	100	1.1	2.2	0.8	8	0.1	0.06	0.21		
KMC3S150	CV	8	100	1.5	3	0.8	8	0.3	0.04	0.12	√	√
KMC3S200	CX	6	100	2	3.5	1	8	1.5	0.02	0.08	√	
KMC4S005	Ca	30	10	0.05	0.15	0.6	0.25	1.50	3.60	50.00	√	√
KMC4S010	Cb	30	10	0.10	0.30	0.6	0.5	1.50	1.60	15.00	√	√
KMC4S020	Cd	30	10	0.2	0.4	0.6	8	0.02	0.8	5	√	
KMC4S035	Cf	6	100	0.35	0.7	0.6	8	0.2	0.32	1.3	√	
KMC4S050	Cg	16	100	0.5	1	0.6	8	0.1	0.25	0.9	√	√
KMC4S075	Ch	8	100	0.75	1.5	0.6	8	0.1	0.11	0.4	√	√
KMC4S110	Cm	6	100	1.1	2.2	0.6	8	0.3	0.06	0.21	√	
KMC4S150	Cn	6	100	1.5	3	0.8	8	0.5	0.04	0.11	√	
KMC4S175	Cr	6	40	1.75	3.5	0.8	8	0.8	0.02	0.08	√	

Polymer PTC Resettable Fuse: KMC-C Series

SMD Type for Automotive Application



■ Electrical Characteristics at 23°C

Part No.	Marking	Vmax. (V _{dc})	Imax. (A)	Ihold (A)	Itrip (A)	Pd (Max.) (W)	Maximum Time to Trip		Resistance		Safety Approvals	
							Current (A)	Time (Sec.)	Initial Ri Min. (Ω)	Post Trip R1 Max. (Ω)	UL/cUL	TUV
KMC5S010	C 010	30	100	0.10	0.30	0.8	0.5	1.50	1.60	15.0	√	√
KMC5S014	C 014	60	10	0.14	0.34	0.8	1.5	0.15	1.50	6.00	√	√
KMC5S020	C 020	30	100	0.20	0.40	0.8	8.0	0.02	0.80	5.00	√	√
KMC5S035	C 035	16	100	0.35	0.70	0.8	8.0	0.10	0.32	1.50	√	√
KMC5S050	C 050	16	100	0.50	1.00	0.8	8.0	0.15	0.15	1.00	√	√
KMC5S075	C 075	16	100	0.75	1.50	0.8	8.0	0.20	0.11	0.45	√	√
KMC5S075-24	C ⁰⁷⁵ ₂₄	24	100	0.75	1.5	1	8	0.2	0.11	0.4	√	
KMC5S075-33	C ⁰⁷⁵ ₃₃	33	20	0.75	1.5	1.2	8	0.2	0.11	0.4	√	
KMC5S110	C 110	8	100	1.1	2.2	0.8	8	0.3	0.04	0.21	√	
KMC5S110-16	C ¹¹⁰ ₁₆	16	100	1.10	2.20	1.0	8.0	0.50	0.06	0.18	√	√
KMC5S110-24	C ¹¹⁰ ₂₄	24	20	1.10	2.20	1.2	8.0	0.50	0.06	0.20	√	√
KMC5S110-33	C ¹¹⁰ ₃₃	33	20	1.10	2.20	1.2	8.0	0.50	0.06	0.20	√	√
KMC5S125	C 125	6	100	1.25	2.5	0.8	8	0.4	0.05	0.14	√	
KMC5S125-16	C ¹²⁵ ₁₆	16	100	1.25	2.50	1.0	8.0	0.40	0.05	0.14	√	√
KMC5S150	C 150	8	100	1.5	3	0.9	8	0.3	0.04	0.11	√	
KMC5S150-12	C ¹⁵⁰ ₁₂	12	100	1.5	3	1	8	0.5	0.04	0.11	√	
KMC5S150-24	C ¹⁵⁰ ₂₄	24	20	1.5	3	1.2	8	1.5	0.04	0.12	√	
KMC5S160	C 160	8	100	1.6	3.2	0.8	8	1	0.03	0.1	√	
KMC5S200	C 200	8	100	2	3.5	1.2	8	2	0.02	0.06	√	
KMC5S200-16	C ²⁰⁰ ₁₆	16	100	2	3.5	1.2	8	2	0.02	0.06	√	
KMC5S260	C 260	8	100	2.6	5	1.2	8	2.5	0.015	0.047	√	
KMC5S260-16	C ²⁶⁰ ₁₆	16	100	2.6	5	1.5	8	5	0.015	0.05	√	
KMC5S300	C 300	6	100	3	5	1.2	8	4	0.012	0.04	√	

Note:

UL&cUL File No: E138827

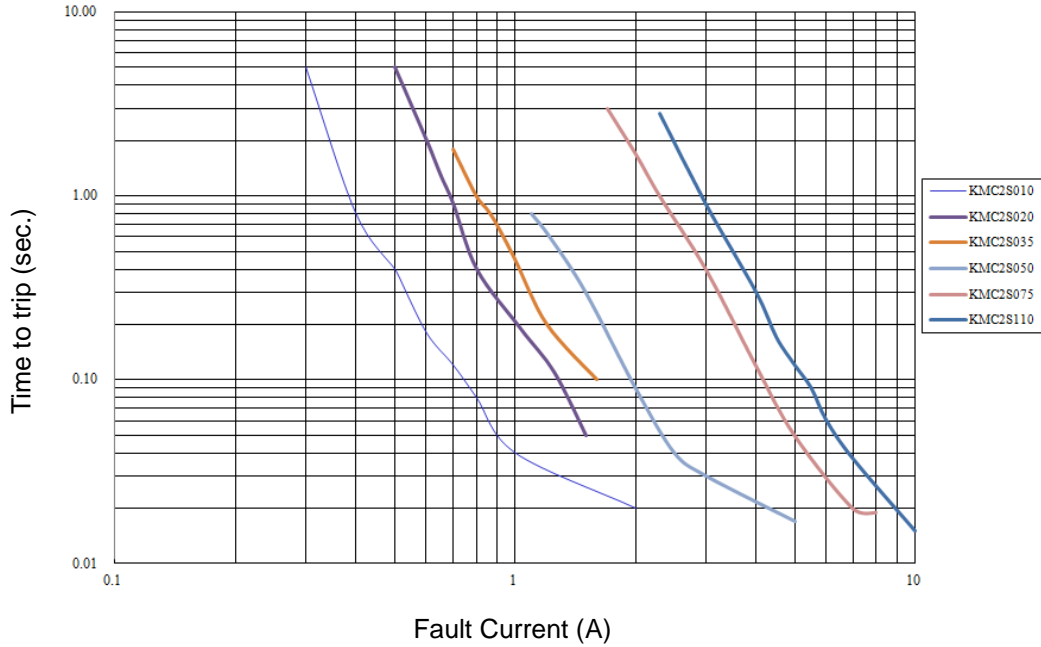
TUV File No: R50143386, J50218395

Polymer PTC Resettable Fuse: KMC-C Series SMD Type for Automotive Application

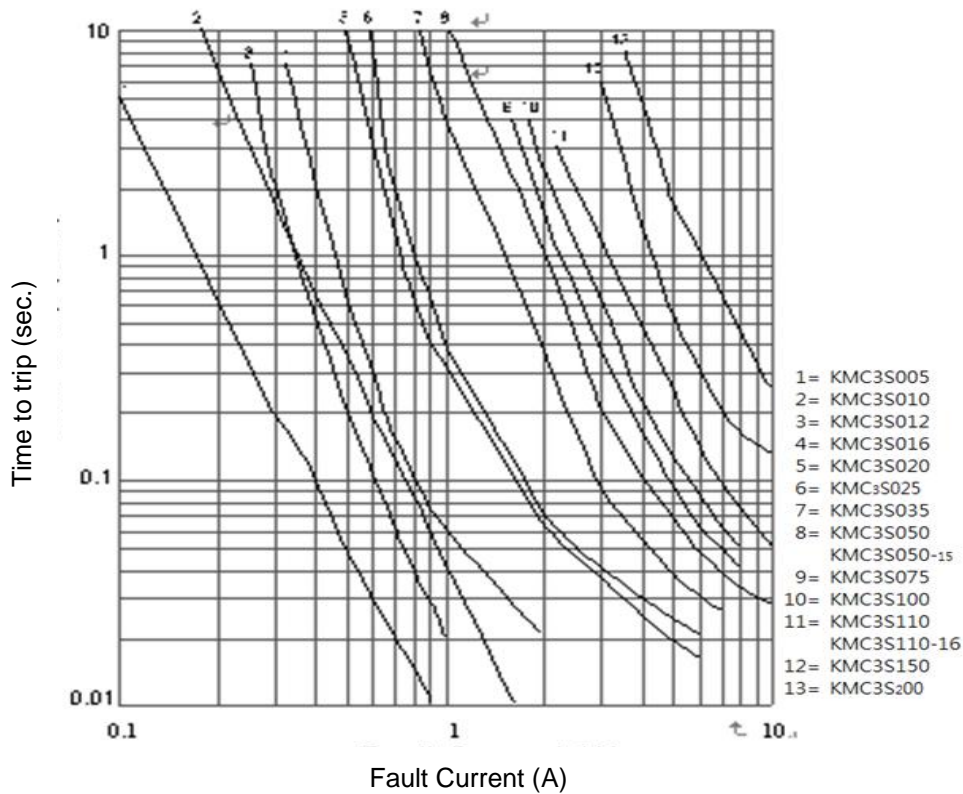


Typical Time to Trip Curve at 23°C

KMC2S-C Series



KMC3S-C Series

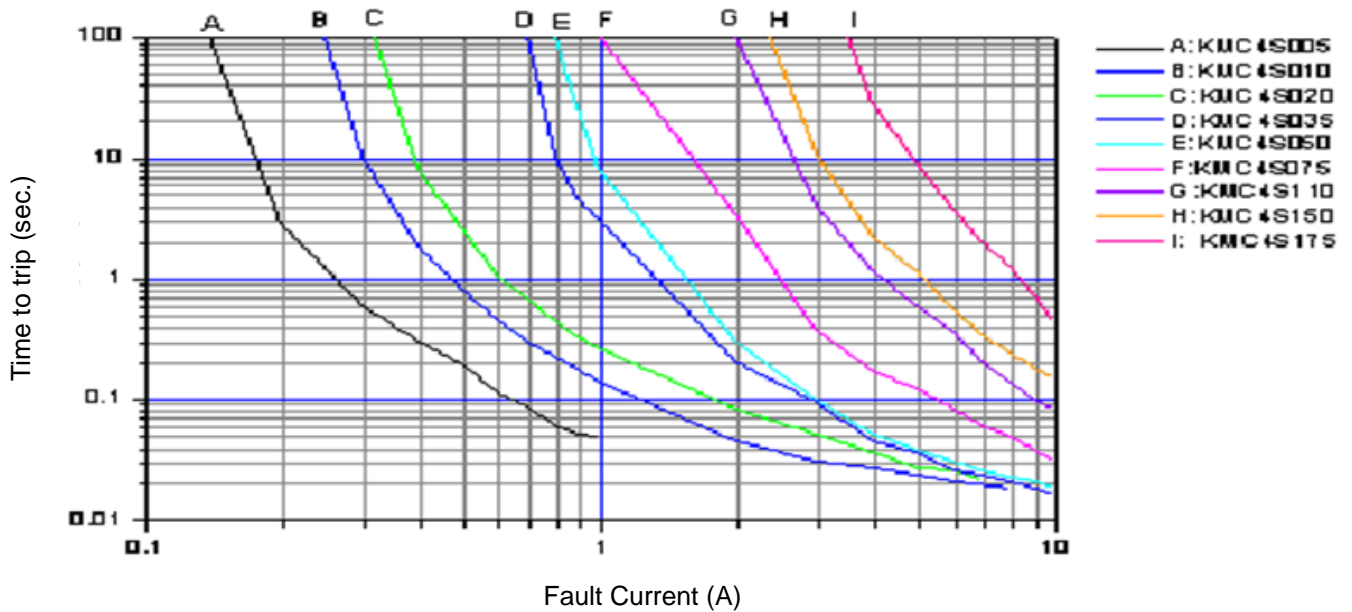


Polymer PTC Resettable Fuse: KMC-C Series SMD Type for Automotive Application

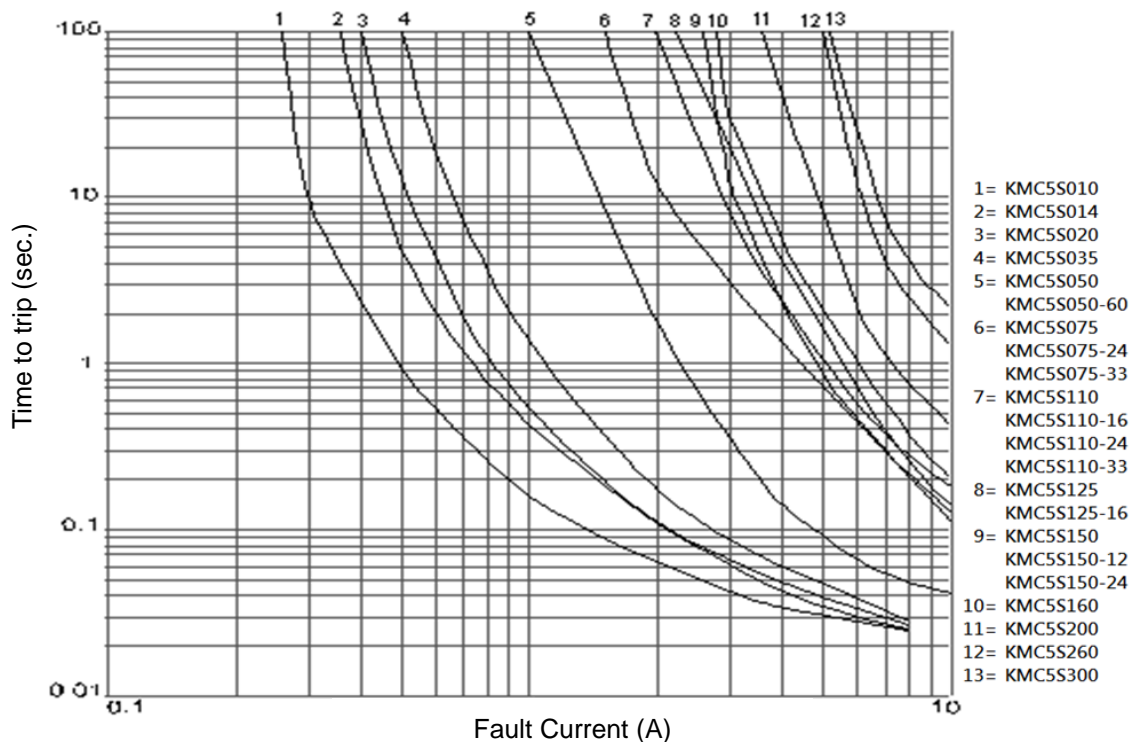


■ Typical Time to Trip Curve at 23°C

KMC4S-C Series



KMC5S-C Series

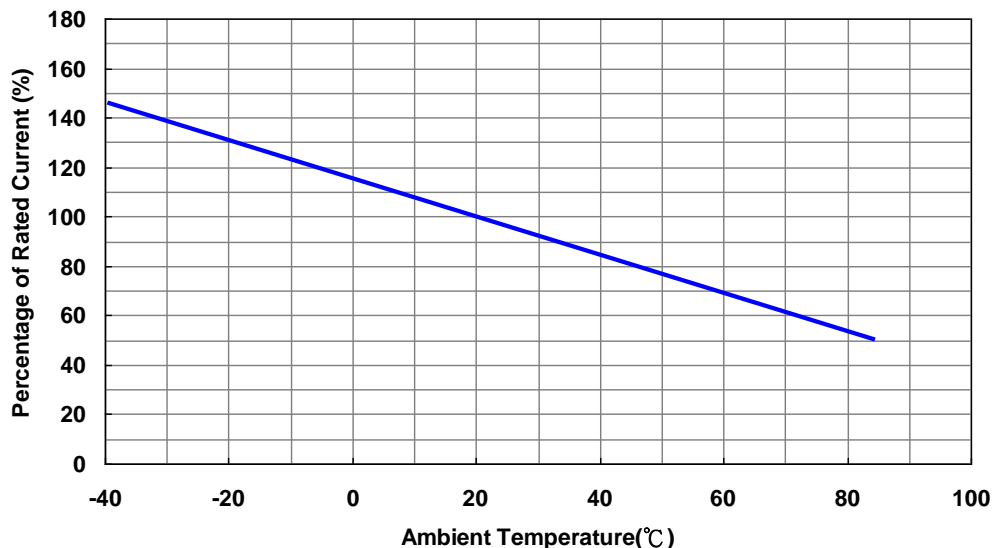


Polymer PTC Resettable Fuse: KMC-C Series SMD Type for Automotive Application



■ KMC2S-C (0805) Series Ihold & Itrip Thermal Derating Curve

KMC2S-C (0805) Series



■ KMC2S-C (0805) Series Ihold Thermal Derating Chart

KMC2S-C (0805) Series

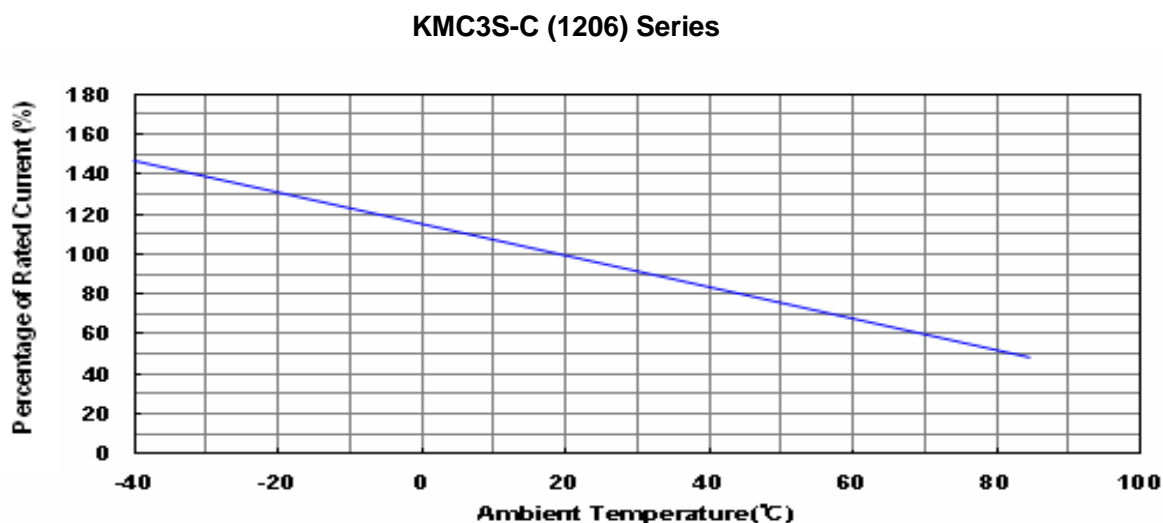
(Unit: A)

Part No.	Ambient Temperature								
	-40°C	-20°C	0°C	23°C	40°C	50°C	60°C	70°C	85°C
KMC2S010	0.14	0.12	0.11	0.1	0.08	0.07	0.06	0.05	0.03
KMC2S010-24	0.14	0.12	0.11	0.1	0.08	0.07	0.06	0.05	0.03
KMC2S020	0.28	0.25	0.23	0.2	0.17	0.14	0.12	0.1	0.07
KMC2S035	0.47	0.44	0.39	0.35	0.3	0.27	0.24	0.2	0.14
KMC2S050	0.68	0.62	0.55	0.5	0.4	0.37	0.33	0.29	0.23
KMC2S075	1	0.9	0.79	0.75	0.63	0.57	0.53	0.41	0.34
KMC2S110	1.55	1.32	1.26	1.1	0.93	0.85	0.77	0.67	0.55

Polymer PTC Resettable Fuse: KMC-C Series SMD Type for Automotive Application



■ KMC3S-C (1206) Series Ihold & Itrip Thermal Derating Curve



■ KMC3S-C (0603) Series Ihold Thermal Derating Chart

KMC3S-C (1206) Series

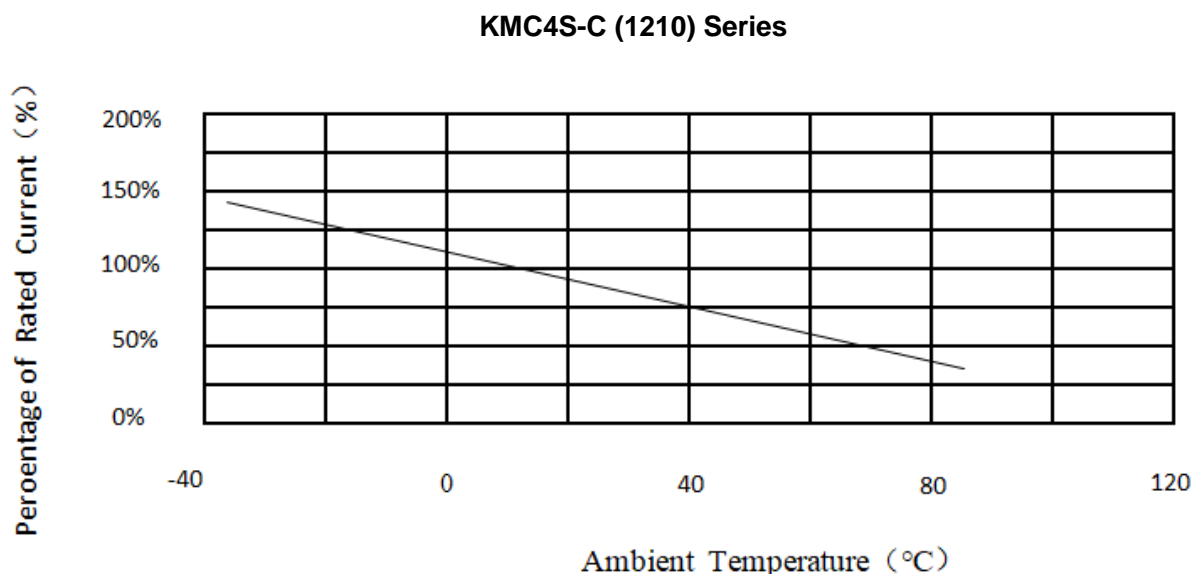
(Unit: A)

Part No.	Ambient Temperature								
	-40°C	-20°C	0°C	23°C	40°C	50°C	60°C	70°C	85°C
KMC3S005	0.07	0.06	0.05	0.05	0.04	0.03	0.03	0.03	0.026
KMC3S010	0.14	0.13	0.11	0.10	0.08	0.07	0.07	0.06	0.055
KMC3S012	0.2	0.17	0.15	0.12	0.11	0.1	0.09	0.08	0.07
KMC3S016	0.21	0.20	0.18	0.16	0.14	0.13	0.12	0.11	0.09
KMC3S020	0.34	0.30	0.26	0.20	0.17	0.15	0.13	0.11	0.08
KMC3S025	0.37	0.33	0.29	0.25	0.22	0.20	0.17	0.15	0.12
KMC3S035	0.50	0.45	0.40	0.35	0.30	0.27	0.24	0.18	0.15
KMC3S050	0.71	0.64	0.57	0.5	0.42	0.39	0.35	0.31	0.25
KMC3S050-15	0.71	0.64	0.57	0.5	0.42	0.39	0.35	0.31	0.25
KMC3S075	1.14	1.01	0.88	0.75	0.65	0.59	0.54	0.49	0.41
KMC3S100	1.45	1.31	1.15	1	0.84	0.77	0.69	0.61	0.48
KMC3S110	1.64	1.46	1.3	1.06	0.92	0.83	0.8	0.65	0.52
KMC3S110-16	1.64	1.46	1.3	1.06	0.92	0.83	0.8	0.65	0.52
KMC3S150	2.18	1.94	1.72	1.5	1.28	1.17	1.06	0.96	0.77
KMC3S200	2.92	2.64	2.35	2	1.79	1.64	1.5	1.22	1.14

Polymer PTC Resettable Fuse: KMC-C Series SMD Type for Automotive Application



■ KMC4S-C (1210) Series Ihold & Itrip Thermal Derating Curve



■ KMC4S-C (1210) Series Ihold Thermal Derating Chart

KMC4S-C (1210) Series

(Unit: A)

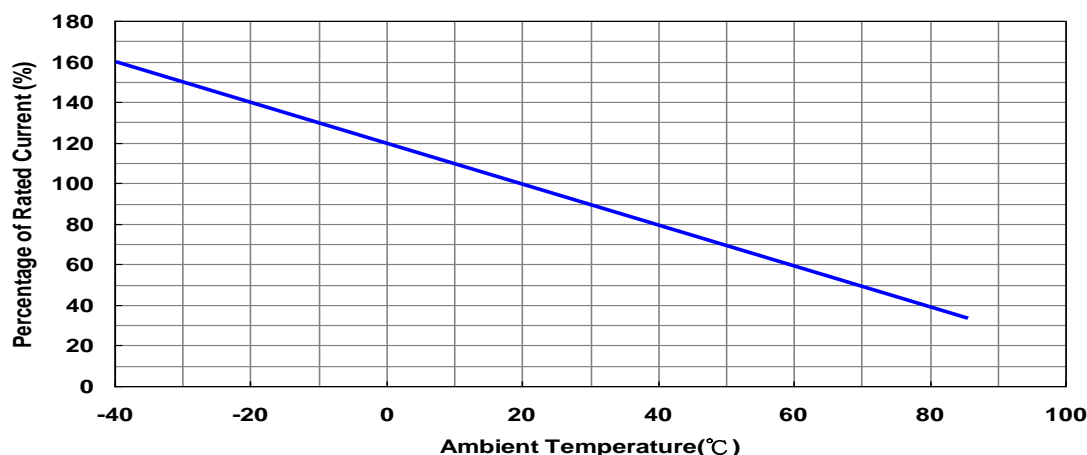
Part No.	Ambient Temperature								
	-40°C	-20°C	0°C	23°C	40°C	50°C	60°C	70°C	85°C
KMC4S005	0.08	0.07	0.06	0.05	0.04	0.04	0.03	0.03	0.02
KMC4S010	0.16	0.14	0.12	0.10	0.08	0.07	0.06	0.05	0.03
KMC4S020	0.29	0.26	0.22	0.2	0.16	0.14	0.13	0.11	0.08
KMC4S035	0.47	0.45	0.4	0.35	0.33	0.28	0.24	0.21	0.18
KMC4S050	0.76	0.67	0.58	0.5	0.43	0.4	0.36	0.32	0.28
KMC4S075	1	0.97	0.86	0.75	0.64	0.59	0.54	0.48	0.4
KMC4S110	1.69	1.48	1.29	1.1	0.88	0.76	0.65	0.57	0.43
KMC4S150	2.13	1.92	1.71	1.5	1.26	1.14	1.01	0.89	0.71
KMC4S175	2.8	2.45	2.1	1.7	1.55	1.45	1.35	1.25	1.1

Polymer PTC Resettable Fuse: KMC-C Series SMD Type for Automotive Application



■ KMC5S-C (1812)Series Ihold & Itrip Thermal Derating Curve

KMC5S-C (1812) Series



■ KMC5S-C (1812)Series Ihold Thermal Derating Chart

KMC5S-C (1812) Series

(Unit: A)

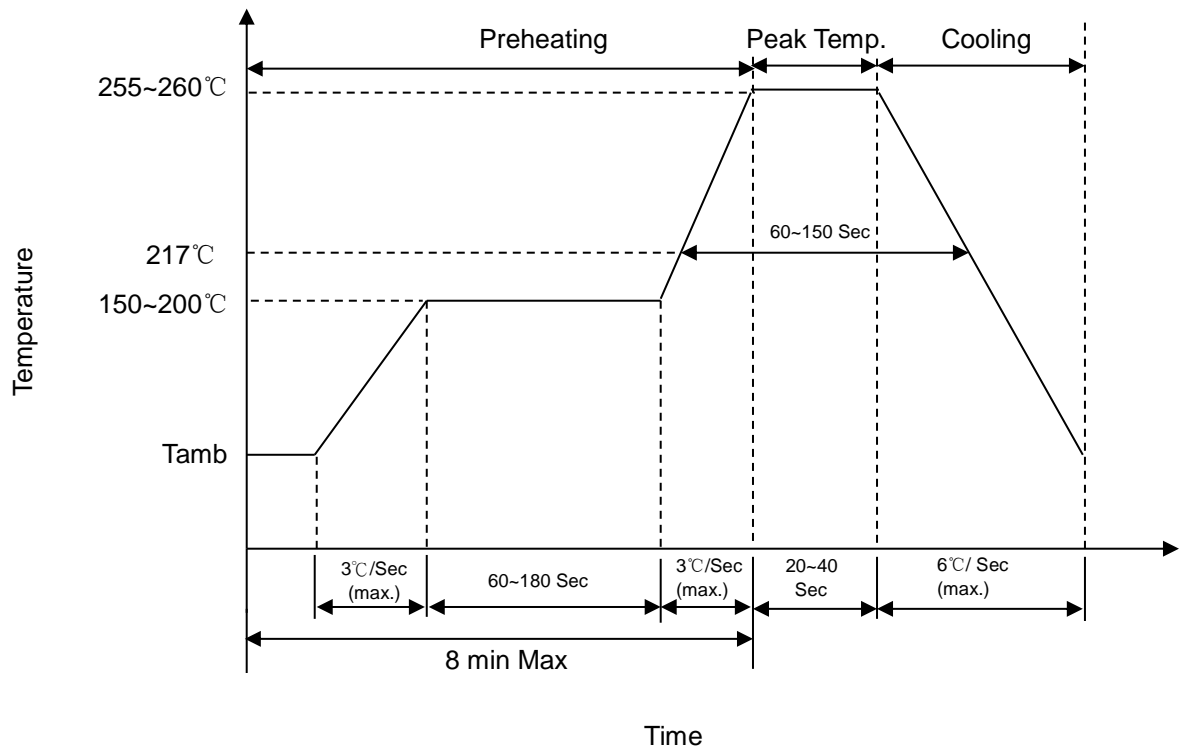
Part No.	Ambient Temperature								
	-40°C	-20°C	0°C	23°C	40°C	50°C	60°C	70°C	85°C
KMC5S010	0.16	0.14	0.12	0.1	0.08	0.07	0.06	0.05	0.03
KMC5S014	0.23	0.19	0.17	0.14	0.12	0.1	0.09	0.08	0.06
KMC5S020	0.29	0.26	0.23	0.2	0.17	0.15	0.14	0.12	0.1
KMC5S035	0.50	0.45	0.40	0.35	0.29	0.26	0.24	0.21	0.19
KMC5S050	0.77	0.68	0.59	0.5	0.44	0.4	0.37	0.33	0.29
KMC5S075	1.15	1.01	0.88	0.75	0.65	0.6	0.55	0.49	0.43
KMC5S075-24	1.06	0.95	0.84	0.75	0.6	0.55	0.5	0.45	0.37
KMC5S075-33	1.1	1	0.88	0.75	0.66	0.6	0.55	0.47	0.36
KMC5S110	1.59	1.43	1.26	1.1	0.95	0.87	0.8	0.71	0.6
KMC5S110-16	1.58	1.43	1.27	1.1	0.95	0.85	0.77	0.71	0.58
KMC5S110-24	1.55	1.40	1.25	1.1	0.93	0.83	0.73	0.63	0.5
KMC5S110-33	1.55	1.40	1.25	1.1	0.93	0.83	0.73	0.63	0.5
KMC5S125	2	1.75	1.52	1.25	1	0.95	0.9	0.75	0.53
KMC5S125-16	2	1.75	1.52	1.25	1	0.95	0.9	0.75	0.53
KMC5S150	2.3	2.03	1.76	1.5	1.25	1.1	1	0.8	0.76
KMC5S150-12	2.04	1.88	1.68	1.5	1.25	1.1	1	0.8	0.6
KMC5S150-24	2.05	1.87	1.67	1.5	1.25	1.08	0.95	0.77	0.6
KMC5S160	2.27	2.05	1.83	1.6	1.35	1.25	1.15	1	0.85
KMC5S200	2.6	2.44	2.22	2	1.8	1.6	1.5	1.07	0.8
KMC5S200-16	2.6	2.44	2.22	2	1.8	1.6	1.5	1.07	0.8
KMC5S260	3.4	3.16	2.8	2.6	2.34	2.08	1.95	1.39	1.04
KMC5S260-16	3.4	3.16	2.8	2.6	2.34	2.08	1.95	1.39	1.04
KMC5S300	4.15	3.76	3.46	3	2.55	2.28	2.01	1.61	1.33

Polymer PTC Resettable Fuse: KMC-C Series SMD Type for Automotive Application



Recommended Soldering Condition

IR-Reflow Soldering Profile



- Welding method of the product is reflow welding, and wave soldering is not recommended.
- Recommended reflow methods: IR, vapor phase, and hot air oven.
- Devices can be cleaned by using standard industry methods and solvents.

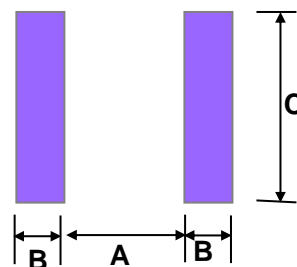
Note:

- If reflow temperature exceeds the recommended profile, devices may not meet the performance requirements.
- Devices are not designed to be wave soldered to the bottom side of the board.

Recommended Soldering Pad Dimensions (Nominal)

(Unit: mm)

Series	Size	A	B	C
KMC2S	0805	1.2	1	1.5
KMC3S	1206	2	1	1.9
KMC4S	1210	2	1	2.8
KMC5S	1812	3.45	1.78	3.5



Polymer PTC Resettable Fuse: KMC-C Series SMD Type for Automotive Application

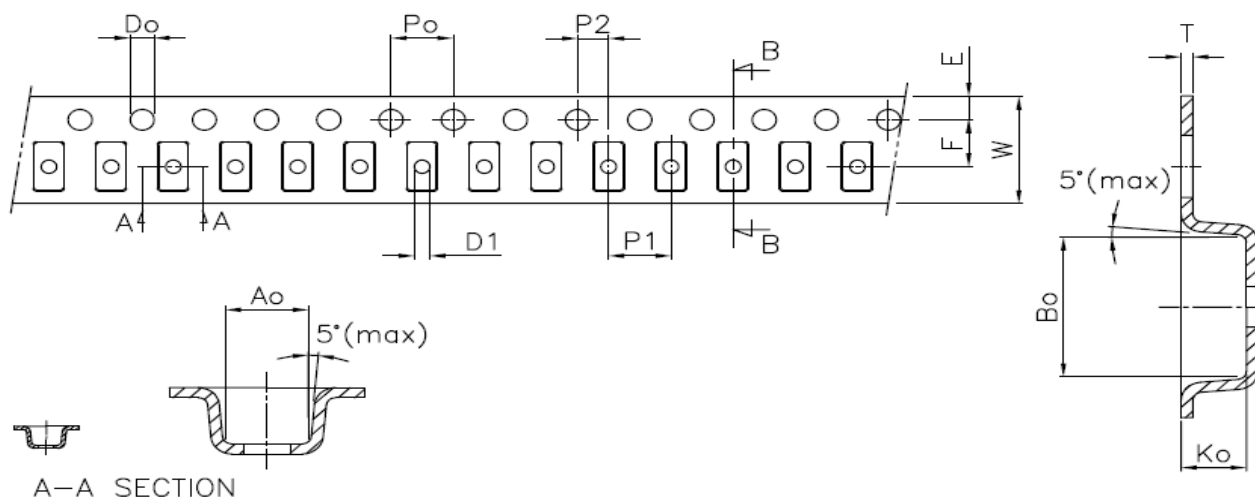


■ Reliability

Item	Standard	Test Condition / Methods	Criteria
Passive Aging	IEC 60738-1	85±5°C, 1000±24 hrs	±10% typical resistance change
Humidity Aging	Specification Standard	85±5°C, 80~85%RH, 100±5 hrs	±5% typical resistance change
Rapid Change of Temperature	IEC 60738-1	85±5/-40±5°C, 20 cycles Duration:30 min	-33% typical resistance change
Overload and Endurance Test	UL 1434	V _{max} ,120% I _{max} , 50 cycles V _{max} ,300% I _{trip} , 6000 cycles	No arcing or burring
Trip Endurance	UL 1434	V _{max} , I _{trip} ≤ I ≤ I _{max} , 1000±24hrs	No arcing or burring
Solderability	IEC 60068-2-58	245 ± 5 °C, 3 ± 0.3 Sec	At least 95% of terminal electrode is covered by new solder.

■ Package

● Taping Specification



◆ KMC2S-C Series: SMD 0805 Type

For KMC2S010-KMC2S110

(Unit: mm)

Index Size	A ₀	B ₀	K ₀	P ₀	P ₁	P ₂	T	E	F	D ₀	D ₁	W	10P ₀
0805	±0.1	±0.1	±0.05	±0.08	±0.1	±0.05	±0.1	±0.1	±0.05	±0.05	Min.	±0.1	±0.2
	1.6	2.3	0.9	4	4	2	0.25	1.75	3.5	1.55	1	8	40

Polymer PTC Resettable Fuse: KMC-C Series SMD Type for Automotive Application



◆ KMC3S-C Series: SMD 1206 Type

For KMC3S005, KMC3S010, KMC3S012, KMC3S016, KMC3S020, KMC3S025, KMC3S035, KMC3S050, KMC3S075, KMC3S100, and KMC3S110 (Unit: mm)

Index Size	A ₀ ±0.1	B ₀ ±0.1	K ₀ ±0.05	P ₀ ±0.1	P ₁ ±0.1	P ₂ ±0.05	T ±0.05	E ±0.1	F ±0.1	D ₀ ±0.05	D ₁ Min.	W ±0.3	10P ₀ ±0.2
1206	1.85	3.45	0.85	4	4	2	0.23	1.75	3.5	1.55	1	8	40

For KMC3S050-15, KMC3S110-16, KMC3S150, and KMC3S200 (Unit: mm)

Index Size	A ₀ +0.1/-0	B ₀ +0.1/-0	K ₀ ±0.05	P ₀ ±0.1	P ₁ ±0.1	P ₂ ±0.1	T ±0.05	E ±0.1	F ±0.1	D ₀ ±0.05	D ₁ Min.	W ±0.3	10P ₀ ±0.2
1206	1.95	3.55	1.4	4	4	2	0.23	1.75	3.5	1.55	1	8	40

◆ KMC4S-C Series: SMD 1210 Type

For KMC4S005-KMC4S175 (Unit: mm)

Index Size	A ₀ ±0.1	B ₀ ±0.1	K ₀ ±0.05	P ₀ ±0.1	P ₁ ±0.1	P ₂ ±0.1	T ±0.05	E ±0.1	F ±0.1	D ₀ ±0.05	D ₁ Min.	W ±0.3	10P ₀ ±0.2
1206	2.82	3.63	1.47	4	4	2	0.23	1.75	3.5	1.55	1	8	40

◆ KMC5S-C Series: SMD 1812 Type

For KMC5S010, KMC5S014, KMC5S020, KMC5S035, KMC5S050, KMC5S075, KMC5S110, KMC5S110-24, KMC5S125, KMC5S150, KMC5S160, KMC5S200 (Unit: mm)

Index Size	A ₀ ±0.10	B ₀ ±0.10	K ₀ ±0.05	P ₀ ±0.10	P ₁ ±0.10	P ₂ ±0.10	T ±0.05	E ±0.10	F ±0.10	D ₀ ±0.05	D ₁ Min.	W ±0.3	10P ₀ ±0.2
1812	3.56	4.94	1.70	4.00	8.00	2.00	0.25	1.75	5.50	1.55	1.5	12	40

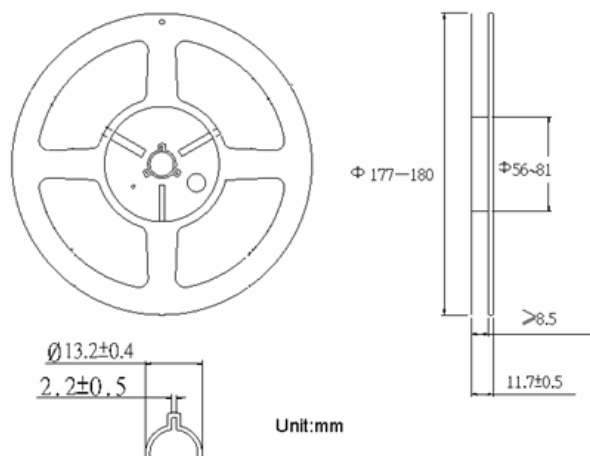
For , KMC5S075-24, KMC5S075-33, KMC5S110-16, KMC5S110-33, KMC5S125-16, KMC5S150-12, KMC5S150-24, KMC5S200-16, KMC5S260, KMC5S260-16, and KMC5S300 (Unit: mm)

Index Size	A ₀ ±0.1	B ₀ ±0.1	K ₀ ±0.05	P ₀ ±0.1	P ₁ ±0.1	P ₂ ±0.1	T ±0.05	E ±0.1	F ±0.1	D ₀ ±0.05	D ₁ Min.	W ±0.3	10P ₀ ±0.2
1812	3.56	4.94	1.7	4	8	2	0.25	1.75	5.5	1.55	1.5	12	40

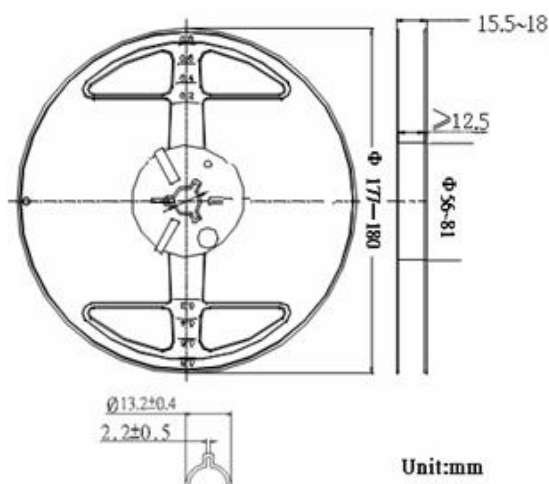
Polymer PTC Resettable Fuse: KMC-C Series SMD Type for Automotive Application



● Quantity



Size	Part No.	Quantity (pcs/reel)
0805	KMC2S010, KMC2S010-24, KMC2S020, KMC2S035, KMC3S050, KMC2S075, KMC2S110	4,000
1206	KMC3S050-15, KMC3S110-16, KMC3S150, KMC3S200	2,500
	KMC3S005, KMC3S010, KMC3S012, KMC3S016, KMC3S020, KMC3S025, KMC3S035, KMC3S050, KMC3S075, KMC3S100, KMC3S110	5,000
1210	KMC4S005, KMC4S010, KMC4S020, KMC4S035, KMC4S050, KMC4S075, KMC4S110, KMC4S150, KMC4S175	3,000



Size	Part No.	Quantity (pcs/reel)
1812	KMC5S075-24, KMC5S075-33, KMC5S110-16	1,000
	KMC5S010, KMC5S014, KMC5S020, KMC5S035, KMC5S050, KMC5S075, KMC5S110, KMC5S110-24	2,000

■ Warehouse Storage Conditions of Products

● Storage Conditions:

1. Storage Temperature: -10°C~+40°C
2. Relative Humidity: ≤75%RH
3. Thermistors must be kept away from sunlight and stored in a non-corrosive atmosphere.

● Period of Storage: 1 year